



Cover: Z73/22 grey, high-gloss chrome swinging frame B1



daily dreams

87000

Not only for daydreamers.

The ingenious chaise system **daily dreams** simply meets all the wishes. You choose from different frames, the most different functions as well as comfort widths. The dream chaise appears extremely adaptably and revolutionises your seat and lying comfort.



W.SCHILLIG

European Styling. German Engineering.

CHAISES



K65
chaise with flexible
headrest



K75
chaise with flexible
headrest



K85
chaise with flexible
headrest




K95
chaise with flexible
headrest

FRAMES



B1
rocking base



B2
swinging base

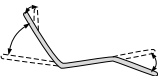


B3
metal runner



B4
metal runner elliptical

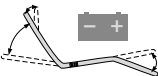
ACCESSORIES



F2
manual function



F3
double motor



F3+
double motor w/
battery



SDR
plug-in armrest turna-
ble, outside



SDL
plug-in armrest turna-
ble, outside

daily dreams

87000

**Flexible headrest**

The items can be equipped with a step-by-step headrest height adjustment function for surcharge. Item no. = KV1, KV2, KV3.

Flexible chaise

Leg section and back can be adjusted by ratchet function, steplessly by double motor or by double motor with battery at an extra charge.

Plug-in armparts

The plug-in armparts can be attached to the right and left of the chaise as required. They can be swivelled for easier access.

Different look

The frame base of the chaise is wider if the motorised adjustment is chosen than with the manually function. See order information.

Various frames

Rocking frame (B1), cantilever (B2), metal runner (B3) and elliptical metal runner (B4); partly available in different colours.

ORDER INFORMATION**Load-bearing capacity:**

This chaise is **not** for using from more than one person. A maximum load-bearing capacity up to 120 kg is guaranteed.

Adjustment by motor with battery pack:

Please pay attention that with using the adjustment by double motor with battery pack the battery has to be charged completely every 4-6 weeks.

Seam appearance:

Decorative, felled or double seams may appear different in fabric and leather versions. For manufacturing reasons, seams may be left out of the fabric version or replaced with simple seams.

All dimensions given are approximate measurements in inches. We reserve the right to make changes. The dimensions are given in width/depth/height/seat height.
www.schilligusa.com

These are maximum dimensions of the minimum footprint. Differences are possible due to the cushion pad attached with a zip. Contrasting thread:

This model is available in leather and some fabric colours with contrasting colour thread at no extra charge. You will find the specified colours in our fabric/leather trolley. Please state the no., otherwise tone-in-tone will be delivered.

Plug-in armparts:

The plug-in armpart SDR can be plugged into the chaise as turnable armrest front-standing right. The plug-in armpart SDL can be plugged in front-standing left.

Please note:

If the rocking frame B1 is ordered, the functions F2, F3 and F3+ cannot be ordered additionally for technical reasons. If the manual or fixed

version is ordered, the frame is narrow with a semi-circular profile. If the double motor and double motor with battery functions are ordered, the frame is wide for technical reasons (built-in switch for the motor).

Especially casual upholstery:

The upholstery is especially casually processed to create a certain appearance with a super soft surface. The covers may already show a pronounced wavy appearance on delivery, which is intentional due to the design and construction and may become even more pronounced with use. This is not a quality defect, but a model-related characteristic.

Note on the upholstery structure:

For this model, inlets with chamber cushions have been used in the seat and back cushions. This can lead to the marking of individual chambers and is a typical feature of the product.

Powder-coated:

The colour M99 black is powder-coated.

Inclination of the chaise:

The inclination differs between motorised and manual versions. Only manually can the chaise assume the zero gravity position. Blood circulation, intervertebral discs and spine can thus be relieved.

Note on seat height:

The final seat height on this model is only reached over time by sitting in, due to the upholstery construction.

Digital fabric/leather and colour samples:

The visual appearance of the covers and colour samples may vary, samples in accordance - colour and structure deviations possible.



W. SCHILLIG
European Styling. German Engineering.

LEGS



rocker high-gloss
chrome - M 20

F 8V



rocking frame matt -
M 21

F 8W



swinger high-gloss
chr. - M 20/ M 99

F 01



swinger matt -
M 21

F 02



metal runner high-
gloss chrome -
M 20

F 2W



metal runner matt
-

F 2V



metal runner ellipse
chr. gloss/black -

F H7



metal runner ellipti-
cal matt - M 21

F H8

Metal colours:

Some of the metal legs are available in different metal colours. Please indicate the colour when ordering.

Powder coated:

The colours silver M21 and black M99 are powder coated.

Colour selection for leg frames:

The cantilever frame B2 - F01 - is available


in glossy chrome or black. The metal runner Ellipse B4 - FH7 - is available in glossy chrome or black. Please specify when ordering.

AVAILABLE METAL COLOURS



high-gloss
chrome

M20



silver

M21



black

M99

ORDER CHECKLIST

- Cover
- Leg frame finish
- Manually lying function (surcharge)
- Motorised lying function (surcharge)
- Motorised lying function with battery pack (surcharge)
- Metal colour for frame
- Accessories

LIVING EXAMPLES

Measures 87000 Widths: K 65 = 26 in / K 75 = 30 in / K 85 = 33 in / K 95 = 37 in

<p>B1 Rocking lounger</p> <p>D: 67 in H: 33 in SH: 13 in</p> <p>D = Depth, H = height, SH = seat height. Approx. dimensions in inch, maximum dimensions incl. function. Subject to alterations.</p>	<p>B2 Cantilever chair</p> <p>D: 67 in H: 36 in SH: 17 in</p> <p>B2 + F2</p> <p>D: 78 in H: 36 in SH: 17 in</p> <p>B2 + F3 + F3*</p> <p>D: 75 in H: 43 in SH: 19 in</p>	<p>B3 Metal runner</p> <p>D: 67 in H: 36 in SH: 17 in</p> <p>B3 + F2</p> <p>D: 78 in H: 36 in SH: 17 in</p> <p>B3 + F3 + F3*</p> <p>D: 75 in H: 43 in SH: 19 in</p>	<p>B4 Elliptical metal runner</p> <p>D: 67 in H: 36 in SH: 17 in</p> <p>B4 + F2</p> <p>D: 78 in H: 36 in SH: 17 in</p> <p>B4 + F3 + F3*</p> <p>D: 75 in H: 43 in SH: 19 in</p>
--	--	--	---



Cover: Z73/43, metal runner chrome glossy B3




Cover: Z77/28 mystic blue, free-swinging frame B2 high-gloss chrome



Cover: V86/29 nightblue, metal runner ellipse B4 black powder-coated, FH7

UPHOLSTERED FURNITURE FRAME STRUCTURE



1. Frame – metal construction

2. Seat suspension by upholstery straps or rather permanently elastic wave springs and **ergo**-PUR foam (swinging chaise, only)

3. Seat upholstery structure with Inlett-cushion

4. Back suspension by upholstery straps or rather permanently elastic wave springs and **ergo**PUR foam (swinging chaise, only)

5. Back upholstery structure with Inlett cushion

Upholstered furniture from passion.

For more than 75 years, this passion has led to the creation of high-quality and special pieces of furniture and designer furniture - sofas that combine elegant and contemporary design with first-class comfort. We stand for craftsmanship, trend-setting ideas, appealing design and know-how from Germany. The result is upholstered furniture with guaranteed first-class comfort and attention to detail. When selecting the materials used, we pay attention to sustainability and the conservation of resources.

- Traditional craftsmanship down to the last detail
- High-quality, environmentally friendly materials
- Careful & precise workmanship
- Cooperation with renowned furniture designers
- Production according to DIN & RAL quality guidelines of the Deutsche Gütegemeinschaft Möbel e.V.
- Regularly tested product quality "Made in Germany"
- Development at the Upper Franconian location in Ebersdorf near Coburg
- Carefully selected fabric and leather cover collections in many colours for a wide range of requirements.

W. Schillig L.P.

1203 Baker Road
High Point, NC 27263
phone: +1 336-884-0286

email: info@schilligusa.com
web: www.schilligusa.com



German
quality
Made in Europe



W. SCHILLIG
European Styling. German Engineering.